



ART TREASURE EXPLORER



ClassroomArts

Art Treasure Explorer. Written and Illustrated by Fernando D. Pinon, Texas Modern Design. 2009
All illustrations copyright 2009 by Fernando D. Pinon
Art Treasure Explorer and the ClassroomArts Koala are Copyright 2009 by ClassroomArts.
Published and Distributed by ClassroomArts. 3400 E.Cesar Chavez. Austin, TX. 78702
ClassroomArts is a division of TexasModern. First published: 2.1.2010


THE GREAT TREASURE DIVE!

The divers are going deep to explore the ocean floor for hidden treasure.

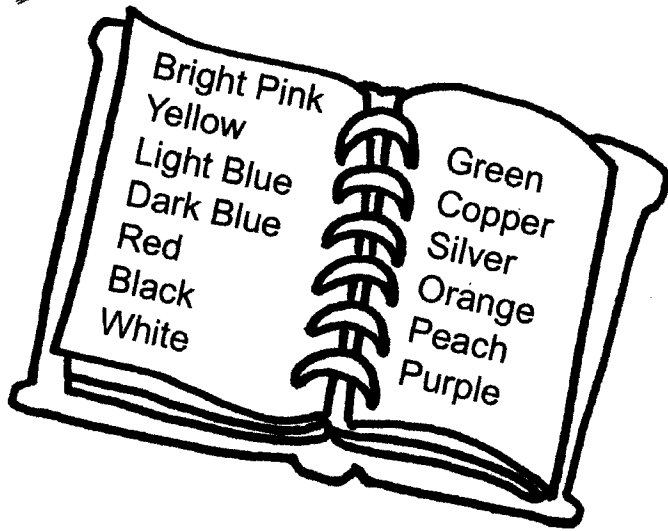
What do you think they will find on their way down?

Draw all the things you think they will find in the ocean and then color your drawings in.

Can you find things outside your classroom that have the same colors as what you colored in your pictures?








THE COLORFUL WORLD OF THE SEA!



Sea creatures come in all kinds of shapes, colors and sizes. Use the internet or a visual encyclopedia to look at all the different colors and patterns these fish might have.

As you look up the different fish, check off your scouting notebook as you find the colors listed.

When you finish your notebook, color in the fish with the colors and patterns you find.

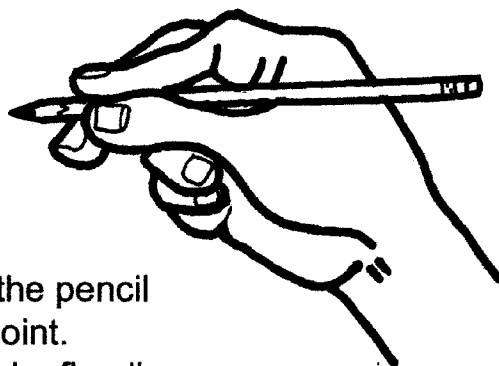


KING TRITON LENDS A HAND!

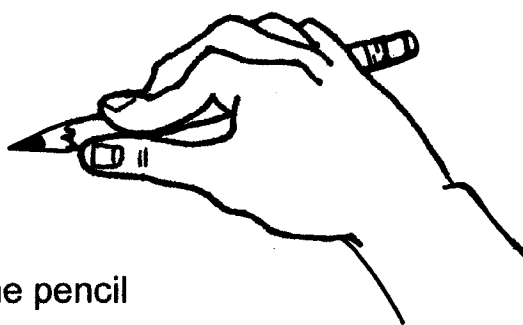
When the divers were underwater they met King Triton, the king of the Sea! He showed Koala and Tiger a thing or two about drawing.




Look at the different ways he taught them to hold a pencil. You can get a different type of line by holding the pencil in a different way.



This style of holding the pencil will let you use the point. The point lets you make fine lines when you draw.



This style of holding the pencil will let you use the edge. The edge lets you make thick, broad lines when you draw.




You Try It!





THE SEA HORSE LAGOON.

Some of the sea horses are magically disappearing in the lagoon! Using a complete sea horse as an example, help the mermaid draw in and complete the other sea horses.




SUPER FUN FISH DRAWING TIME!

Imagine life under the sea! Join Super Fish and draw the wonderful world under the waves. Bluefish? Sharks? Whales? WOW !




THE PRINCIPLES OF VISUAL ART


Artists use the principles of visual art to organize and arrange the elements of art, such as color, line, texture, form, space, and value. By using the principles of visual art, artists design everything from internet pages to shampoo bottles!




Pattern




Balance




Rhythm



Proportion



Unity



Emphasis




©

THE CAVE OF TREASURE!


Koala found a secret cave with treasures and artwork!
Using the explorer's notebook can you find the paintings
that represent each art-element?

When you find the right painting, color it using the colors
listed in the notebook. For example, use Blue to color the
painting that represents "Value"



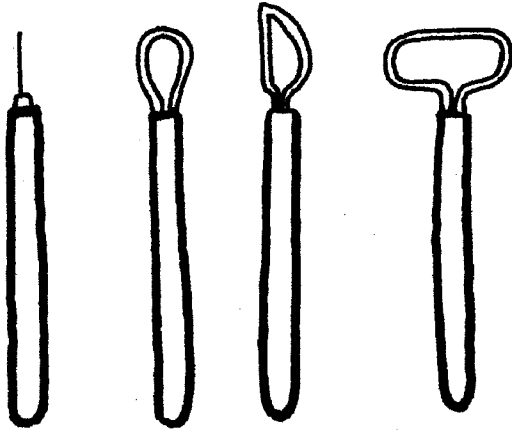
THE ANCIENT WATER JUG!

In the past, artists designed jugs with different motifs about harvests, social groups, and religion. How would your jug compare with an ancient jug? Use colored pencils, markers, or crayons, and design your own jug here!



A TREASURE CHEST OF CLAY TOOLS

When Koala explored the cave he found lots of ancient clay pots and jugs. Artists today still use clay to make pots, plates, bowls, and jugs. Here are some of the tools that you can use to work with clay.



Carving Tools of different sizes



Shaping tool




Paddle tool




Score tool




Edging tool



Water / Slip bucket

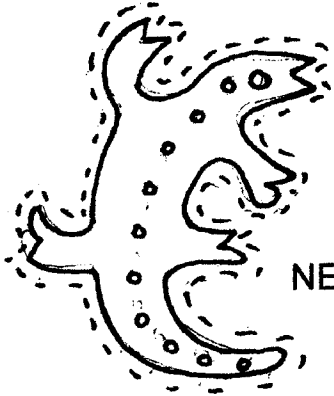


Throwing Wheel




KOALA GIVES TREASURE TO A MUSEUM

Koala surprised the museum director with so many beautiful jugs and paintings!. They would make a great addition to the museum. As Koala looked around he noticed all the incredible artwork from around the world. What differences do you see in the artwork?



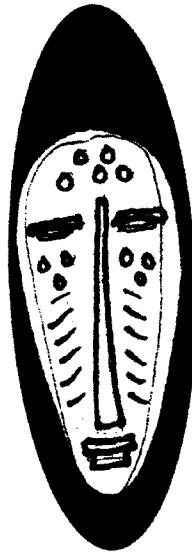
NEW ZEALAND



MEXICO

PERU

AFRICA




INDIA



The End!

Did you Know?

Don't just throw away your empty plastic bottles. Before you recycle them, you can use them to collect rain water when it rains. You can use the rain water when you need to water your plants and flowers.



Remember!

REDUCE, RE-USE, AND RECYCLE.

