


The Fantastic Art Voyage




ClassroomArts

The Fantastic Art Voyage. Written and Illustrated by Fernando D. Pinon, Texas Modern Design. 2009
All illustrations copyright 2009 by Fernando D. Pinon
The Fantastic Art Voyage and the ClassroomArts Koala are Copyright 2009 by ClassroomArts.
Published and Distributed by ClassroomArts. 3400 E.Cesar Chavez. Austin, TX. 78702
ClassroomArts is a division of TexasModern. First published: 11.14.2009


Design your Balloon!



The race through Fantasticland is going to begin tomorrow! We need you to design a super-cool balloon! Use different colors and shapes to make patterns for your balloon and let's race!



The View of Fantasticland



The race through the sky gives the artists a great view of Fantasticland. They see colors and shapes that are beautiful and everywhere. What colors and shapes do you see when you look around? See if you can find all the colors and shapes on the list.

RED _____

ORANGE _____

YELLOW _____

GREEN _____

BLUE _____

VIOLET _____

WHITE _____

BLACK _____

SQUARE _____

CUBE _____

RECTANGLE _____

CIRCLE _____

OVAL _____


SPHERE _____

TRIANGLE _____




The Artists in Fantasticland!


Here in Fantasticland, there are artists everywhere you look! Here are some things the artists are doing. Can you think of more?




Fashion Designer




Comic Book Illustrator



Car Designer




Movie Character Designer




More Artists in Fantasticland!

The Artists just keep on going and their art is everywhere! Look at some of the artwork you'll find everyday! An artist can definitely do alot of things! What do you love to do as an artist?





Painter



Images in Newspapers


Flyers and Advertisements




Graphic Designer



Toys



Album Covers



Farmer's Festival!



Farmer is getting ready for the Fantastic festival and he has to put his harvest in order. Help him organize the fruits and vegetables by color. Use a crayon or colored pencil and fill in the shape with the right color so Farmer can put it in the basket.

GREEN



RED




ORANGE




YELLOW




PURPLE



apple



orange




grapes



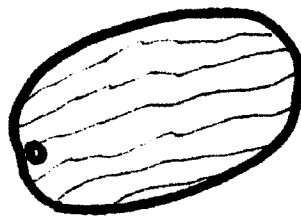
pear




broccoli



strawberry




watermelon



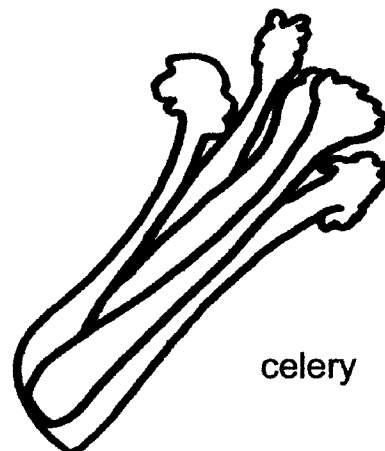
plum




banana



carrot



celery



©

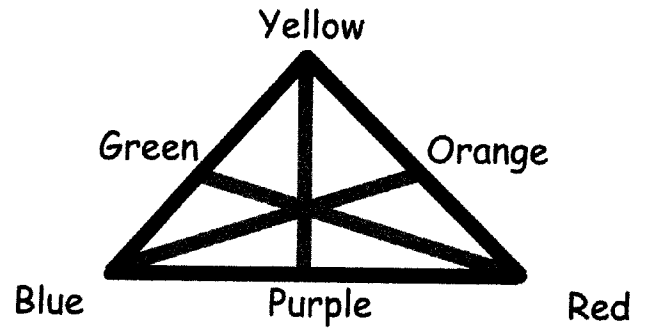
Dino's Painter Party!

Here in the land of color and fun the dinosaurs' party has just begun! Use your imagination to make patterns and designs. Draw yourself a fantastic magic dinosaur! Have fun and let loose!




Fun at the Festival!

The Fantastic festival is in full swing and the farmers are singing and dancing a jig! Next up, the "Awesome Opposites!" Color the ducks so that one duck is the opposite color of the other duck. Make sure their boots are opposite too!

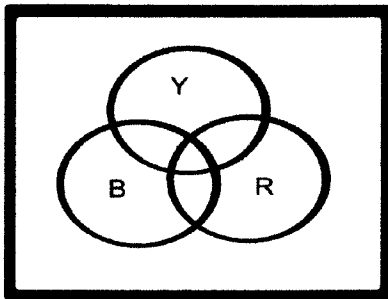


The Elements of Visual Art!


Artists apply the elements of visual design and make all sorts of things!
What can YOU make!



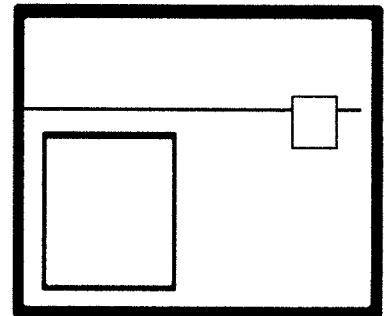
COLOR




LINE




SPACE






FORM



TEXTURE



Composition 201: Contrast



Contrast is the difference in lightness value between any given areas.

We need contrast to see. Can you see black on black, or white on white?

Artists can use contrast to:


- make shapes,
- add volume to shapes,
- define space,
- and make patterns.

Use a separate piece of paper and see how you can use contrast!




The Prize from Fantasticland!


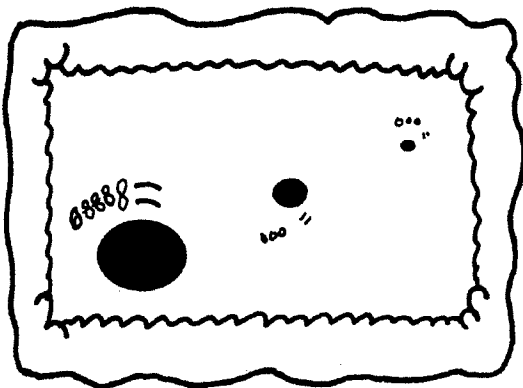
The balloon racers have to find the right paintings to bring back from Fantasticland. Koala has already found the painting that uses the art element "Form". Match the other paintings to the art elements they use.





Form



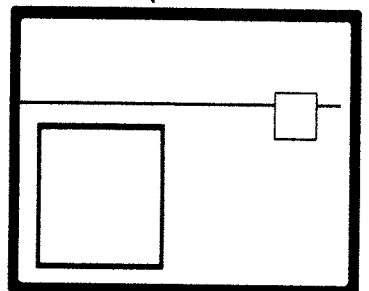
Line



Texture




Space



The End!

Did you Know?

Don't just throw away your plastic lunch bags after just one use. You can wash and re-use them!



Remember!

REDUCE, RE-USE, AND RECYCLE.



©

Visit ClassroomArts.com for more coloring fun!

copyright 2009. ClassroomArts