



# The Magician & The Art Giant



**ClassroomArts**

The Magician and the Art Giant. Written and Illustrated by Fernando D. Pinon, Texas Modern Design. 2009

All illustrations copyright 2009 by Fernando D. Pinon

The Magician and the Art Giant, and the ClassroomArts Koala are Copyright 2009 by ClassroomArts.

Published and Distributed by ClassroomArts. 3400 E.Cesar Chavez. Austin, TX. 78702

ClassroomArts is a division of TexasModern. First published: 2.23.2010

# THE MAGICIAN'S ART SPELL!

ARTUS OPUS, ALA FOCUS! The magician is getting ready to cast a spell. With swirling colors and mysterious shapes a magic object will soon appear.

What will it look like? What will it be? Can you draw what you are thinking of?

Help the magician by using your crayons and pencils to make the magic object appear on the page.




# THE MAGIC FIRE



The magician looked deep into the fire's smoke and saw visions of his whole life. He saw images of his family and images of the little village where he lived. All the images swirled in the smoke and made beautiful designs.

What would you see if you were the magician looking into the smoke? What do your images look like?




©

Visit [ClassroomArts.com](http://ClassroomArts.com) for more coloring fun!


copyright 2009. ClassroomArts

# ART IN SOCIETY.

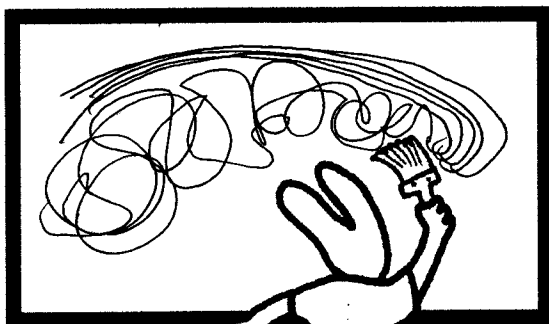


The magician can make art appear everywhere. Go out and look around and you will see that art is all around us. We use art everyday and in many ways. Just look!

Team uniforms have colors and designs so that you can identify each team. In sports and in society, art is commonly used as a way to visually distinguish groups.



Stamps often use images of historical events as a way of commemorating, or honoring that event. In Government, presidents always have an official portrait painted. Art is very important in preserving and honoring our history and heritage.





Art is also used as an expressive and creative outlet. Many people of all ages and backgrounds enjoy painting as a way to express their feelings and ideas.




# More art in society!

With the flick of a wand the magician flew through the sky and made even more art appear! Just look at these other ways that art is used in society!




Paintings are used as decoration in homes, hotels, restaurants, offices, gyms, and many other places.

Tables often have a lamp, vase, or other objects that have been put there as interior decor.



Art is used to make magazines more visually appealing, colorful, and eye catching.



Art is used in advertisements to make messages stand out and to make the message more persuasive.





# Magic Patterns!

The magician cast another spell from his spellbook and suddenly a giant's foot popped out of the sky! Yikes! The magician started to reverse the patterns of the spell so the giant would disappear but he is running out of time!

Help the magician reverse the patterns in the spellbook. Remember, your patterns should go backwards, so they will be the opposite of what you see in the spellbook.


What other patterns can you make?



# THE ART GIANT

The art giant stole the magician's magic paintbrushes! He didn't know how to use them and he accidentally erased all the color off his clothes! Now the magician has to cast a spell to give the color back to the art giant.

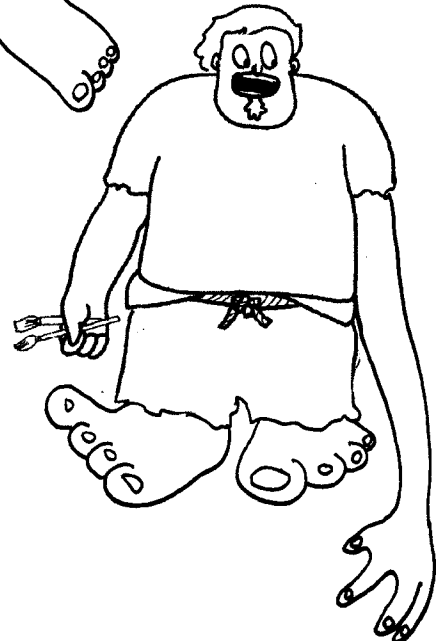
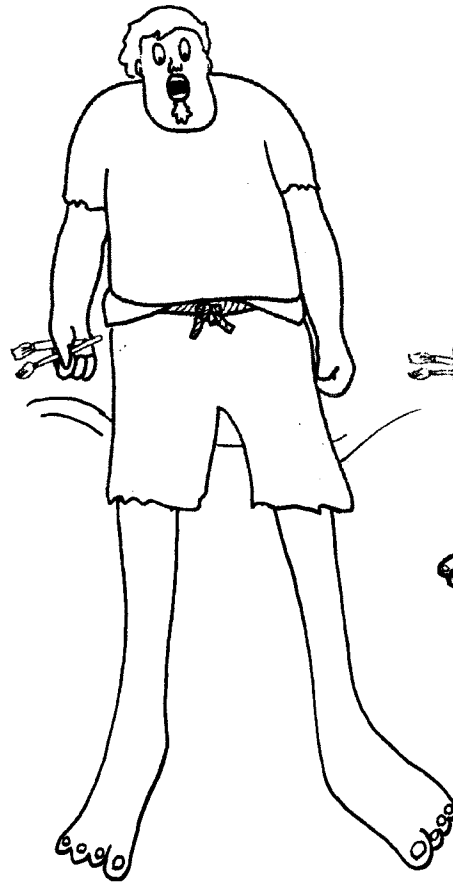

Help the magician and color the giant's clothes. See if you can give the clothes a cool design like the magician's cloak.



# Proportion Distortion!

The art giant is getting away with the magic paintbrushes! As he climbed into the sky the magician decided to cast a spell on him. Suddenly the giant's arms got longer and his legs got shorter!




"Proportion" is the size of something in relation to the size of something else. Knowing and changing the proportions of your drawings is important because it will change the way your drawing looks. You can use realistic proportions for realistic drawings or you can exaggerate proportions for cartoons.





# THE MAGIC FLYING CARPET


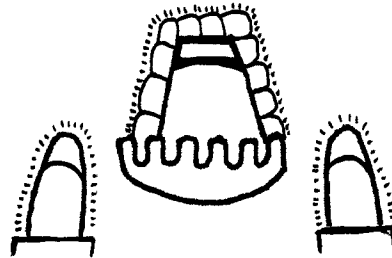

This flying carpet has taken off on its own and is getting away! Help the magician make another magic rug so he can chase down the runaway.



©

# THE CASTLE IN THE SKY

When the magician climbed up the vine he saw an amazing castle in the sky!  
Slowly, by the light of the sun, the castle became more and more visible.  
Using your pencil, complete the castle so that it looks like your dream castle.



©

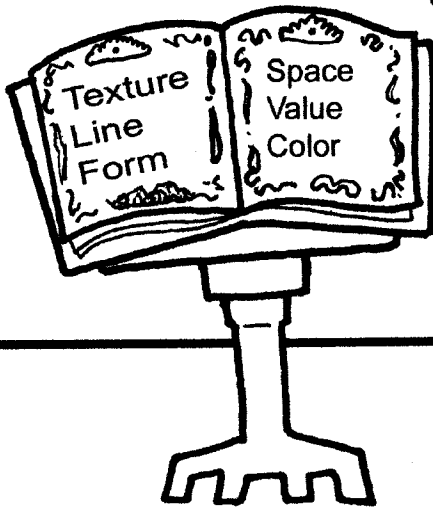





Visit [ClassroomArts.com](http://ClassroomArts.com) for more coloring fun!

copyright 2009. ClassroomArts

# EXPLORING THE CASTLE

The magician is exploring the castle, trying to get his magic paintbrushes back from the giant. As he looks around quietly the magician notices all the paintings. The giant must have used the magic paintbrushes to make them all!


Can you tell which of the art elements in the magician's spellbook the giant used for the paintings?



# The End!

## Did you Know?

Do you know a simple way to save ALOT of water? It is easy! Whenever you wash your hands, get your hands wet and soapy and then make sure to **turn the water off while you scrub your hands**. Turn the water back on to rinse your hands off once you are done. With this handwashing move you can be a super-clean super-saver!



## Remember!

**REDUCE, RE-USE, AND RECYCLE.**



©

Visit [ClassroomArts.com](http://ClassroomArts.com) for more coloring fun!

copyright 2009. ClassroomArts